

SCHOOL BUS END OF YEAR-FINAL INSPECTION

Driver's Printed Name

Date

Bus Number

Inspector's Printed Name

Mileage at Turn In

INSPECT EACH COMPONENT CAREFULLY.

PLEASE PLACE A CHECK UNDER "S" FOR SATISFACTORY. PLACE AN "X" UNDER "U" FOR UNSATISFACTORY.

Open hood and check:

- S U
- Oil
- Coolant
- Battery
- Transmission Fluid
- Master Cylinder Brake Fluid

- S U
- Power Steering Fluid
- Washer Fluid
- All Belts
- Wiring

With engine running, activate all exterior lights, walk around the bus and check:

- S U
- R Front Wheel and Tire
- R Side Marker and Turn Signal Lights
- R Side Reflectors
- R Side Rear View and Safety Mirrors
- Crossing Control Arm (if applicable)
- Headlights (high/low beams)
- Front Turn Signal Lights
- Front Clearance Lights
- Front Identification/Cluster Lights
- Front Eight Light Flashing System
- Front Reflectors
- Windshield
- Underside/Chassis
- Crossover Mirrors
- L Side Rear View and Safety Mirrors
- L Front Wheel and Tire
- Driver's Side Window
- Stop Arm Panel
- L Side Marker and Turn Signal Lights
- L Side Reflectors
- Side Emergency Door (Open/Close)
- L Front Wheel and Tire
- L Rear Wheels and Tires
- Exhaust System
- Rear Tail/Brake Lights
- Rear Turn Signal Lights
- Rear Clearance Lights
- Rear Identification/Cluster Lights
- Rear Eight Light Flashing System
- Rear Reflectors
- Strobe Light (if applicable)
- Rear Emergency Door (Open/Close)
- R Rear Wheels and Tires
- Fuel Tank Filler Caps
- Emergency Exit Reflective Tape

Enter bus and check:

- S U
- Steps
- Cleanliness
- Seats
- Student's Seat Belts (if applicable)
- Windows
- VCR/DVR

- S U
- Warning Devices
- Fuses
- First Aid Kit
- Body Fluid Clean-up Kit
- Fire Extinguisher
- Lettering

Start engine, activate all interior lights and check:

- S U
- Steering Wheel
- Windshield Wipers and Washers
- Heater and Defroster
- All Interior Lights
- Horn (regular and air)
- Service Door (Open/Close)
- All Mirrors (Damage and Adjustment)
- Sun Visor
- Clutch
- Braking Warning Alarm
- Emergency Exits and Alarms
(Windows and Doors)

- S U
- Controls and Indicators
- Ammeter (Voltmeter)
- Gear Shift Lever
- Neutral Safety Switch
- Water Temperature Gauge
- Fuel Gauge
- Vacuum or Air Pressure Gauge
- Odometer
- Switches
- Driver's Seat Belt


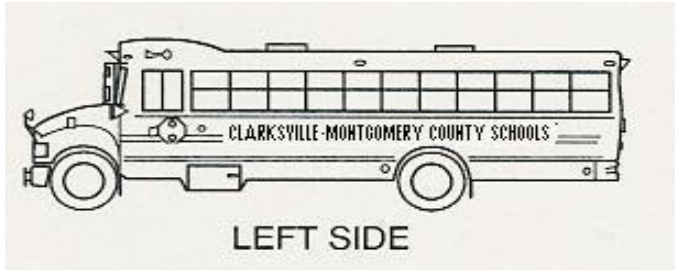
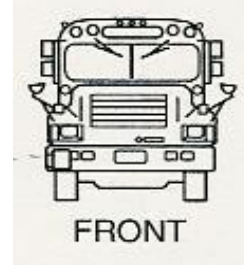
Drive bus Forward and Apply Brakes:

- S U
- Service and Emergency Brake Operation

PLEASE TURN FORM OVER TO COMPLETE INSPECTION.

SCHOOL BUS END OF YEAR-FINAL INSPECTION

PLEASE PLACE AN "X" OVER THE DAMAGED AREA OF THE BUS OR THE BUS SEAT IN NEED OF REPAIR.



Additional Remarks Pertaining to School Bus _____

Driver's Signature

Date

Inspector's Signature

Date

REPAIRS

MECHANIC'S SIGNATURE

DATE COMPLETED
