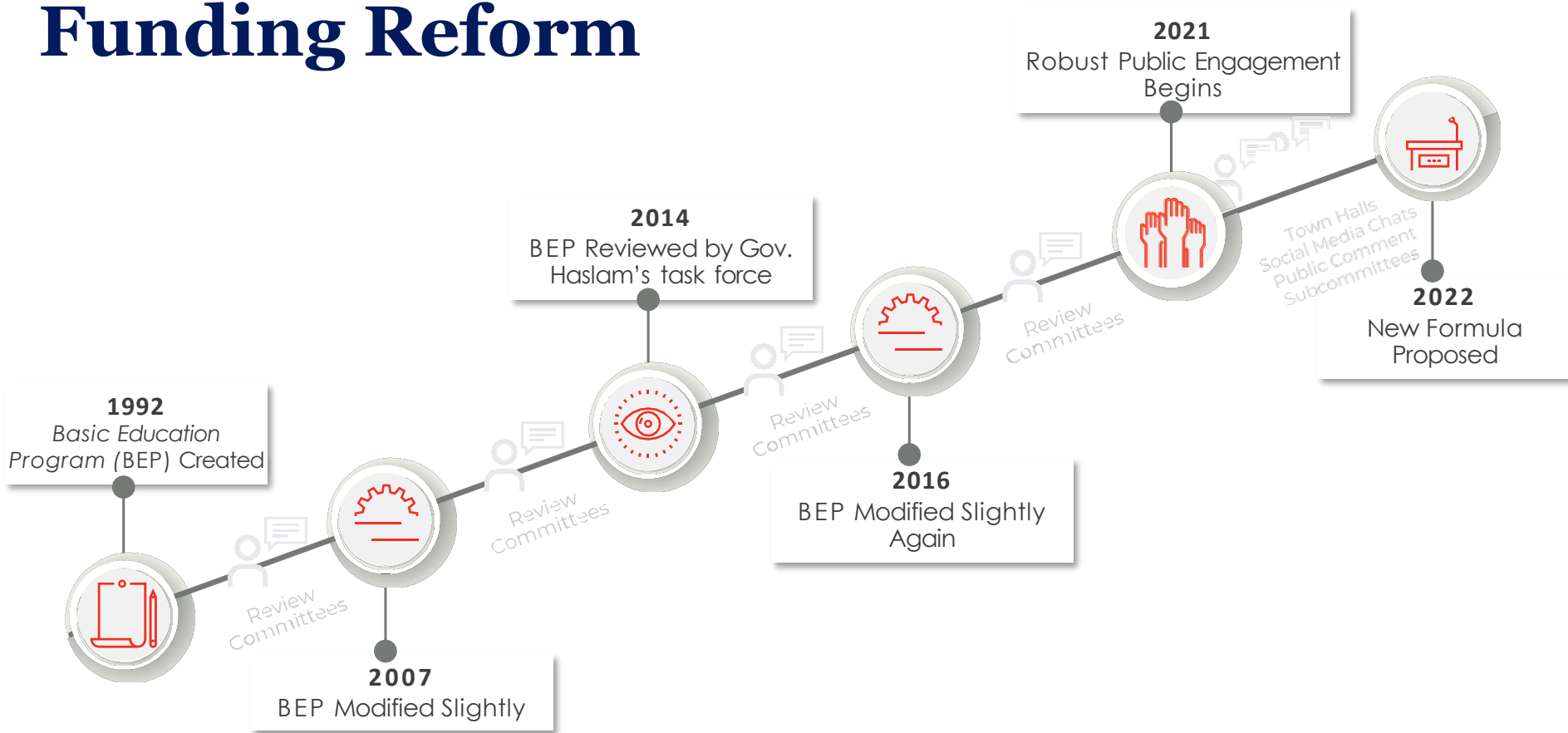




The Tennessee Investment in Student Achievement (TISA)

Brief History of Education Funding Reform



Tennessee Investment in Student Achievement is designed to...



Empower each student to read proficiently by third grade.



Prepare each high school graduate to succeed in the postsecondary program or career of the graduate's choice.



Provide each student with the resources needed to succeed, regardless of the student's individual circumstances.



Biggest Take-aways

- **Districts:** Districts will receive more funding under TISA than they would under the BEP (assuming stable enrollment).
- **Local:** The total local contribution does not increase for another 4 years. In FY27, the increase is similar to what districts would normally experience.
- **Note:** If the General Assembly were to put \$1 B into the BEP, it would mean ~25% of LEAs would need to increase taxes. TISA adds state funding without increasing taxes.

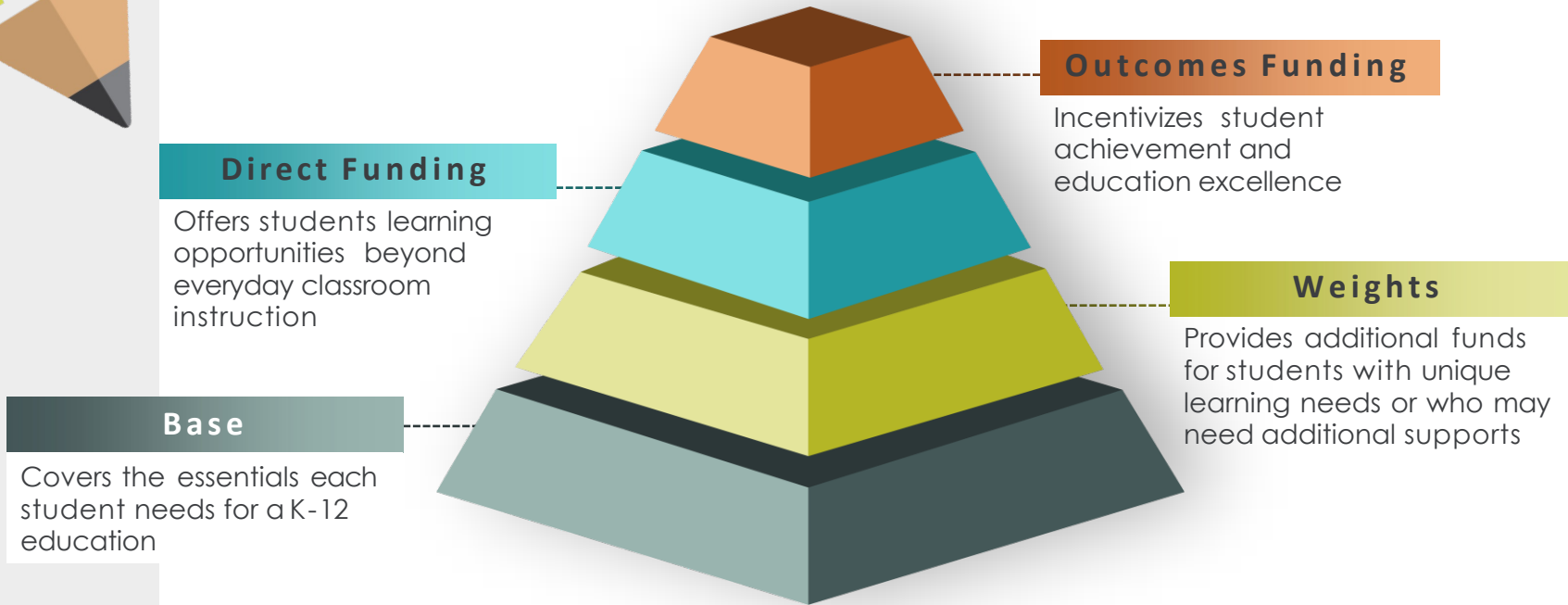


TISA Basics



Framework of A Student-based Formula

Base + Weights + Direct + Outcomes



Breaking it Down: Weights

TISA will provide funds for the \$6,860 BASE plus:

Economically disadvantaged students


Base x 25%



Students living in areas of concentrated poverty


Base x 5%





Students in sparsely populated communities and students in small school districts


Base x 5%



Students with unique learning needs


Base x ULN %
Range: 15% - 150%


(students may generate up to 4 services)



Breaking it Down: Weights

- **Economically Disadvantaged:** Current definition – direct certification, homeless, migrant, runaway and foster
- **Concentrated Poverty:** Students attending a Title I *eligible* school
- **Small:** District with 1,000 or fewer students
- **Sparse:** District with 25 or fewer students per square mile
- **Unique Learning Needs (ULN):** Current 10 special education options of service, students with characteristics of dyslexia and English Learners



Breaking it Down: Direct Funding

TISA will provide districts additional funds to:

- Enhance literacy supports for K-3 students- \$500 per student
- Offer literacy tutoring to students who need more help- \$500 per student
- Strengthen and expand high-value career and technical education offerings- \$5,000 (est. average)
- Pay for two administrations of a post-secondary assessment- \$185
- Provide funds for charter school facilities- per student amount to be determined annually; replaces current charter school facilities grant
- All Direct Allocations are subject to annual appropriation by the General Assembly



Breaking it Down: Outcomes Funding

Outcomes funding for:

Funding

Elementary and Middle: Students On-Track or Mastered or demonstrates significant growth (ELA TCAP for elementary and ELA and Math TCAP for middle)



10% per student

Closing Gaps (Literacy): Additional bonus for students who are economically disadvantaged, an English Learner, or a Student with a Disability.



20% more per student

College and Career Readiness: Students who score 21 on the ACT or demonstrate significant improvement on the ACT, OR students who earn a Tier II or Tier III industry credential.



10% per student

Closing Gaps (College and Career Readiness): Additional bonus for students who are economically disadvantaged, an English Learner, or a Student with a Disability.



20% more per student

Success Measure (College and Career Readiness): Additional bonus for students who seamlessly enroll in post-secondary or students who enter employment in a competitive job aligned to their CTE pathway.



10% per student

**Funding is provided through annual appropriations and will also include any budgeted education funding that would otherwise revert, maximizing education funding.*

Other Education Funding





Other Education Funding: Fast-Growing

- **Fast-Growing Student Stipend**

LEAs with current-year growth **in allocation** above 1.25% will receive same-year funding for the additional students.

- **Fast-Growing Infrastructure Stipend**

LEAs with 2% growth each year for three consecutive years may also receive an infrastructure stipend.



Example Elementary Students



Student 1

Characteristic	Eligible ?	Value
Base	✓	\$6,860
Economically Disadvantaged		
Concentration of Poverty		
Sparse		
Small		
Unique Learning Need	✓	Base x 20%
K – 3 rd Grade Student	✓	\$500
4 th Grade Tutoring		
CCTE		
Post-Secondary Assessment		

**TOTAL FUNDING:
\$8,732**




Student 2

Characteristic	Eligible?	Value
Base	✓	\$6,860
Economically Disadvantaged	✓	Base x 25%
Concentration of Poverty	✓	Base x 5%
Sparse	✓	Base x 5%
Small	✓	Base x 5%
Unique Learning Need	✓ ✓	Base x 60% Base x 20%
K – 3 rd Grade Student		
4 th Grade Tutoring	✓	\$500
CCTE		
Post-Secondary Assessment		

**TOTAL FUNDING:
\$15,592**


Example Middle School Students



Student 1

Characteristic	Eligible ?	Value
Base	✓	\$6,860
Economically Disadvantaged		
Concentration of Poverty		
Sparse		
Small		
Unique Learning Need	✓	Base x 70%
K – 3 rd Grade Student		
4 th Grade Tutoring		
CCTE		
Post-Secondary Assessment		

TOTAL FUNDING: \$11,662



Student 2

Characteristic	Eligible?	Value
Base	✓	\$6,860
Economically Disadvantaged		
Concentration of Poverty		
Sparse	✓	Base x 5%
Small		
Unique Learning Need		
K – 3 rd Grade Student		
4 th Grade Tutoring		
CCTE	✓	\$4,500
Post-Secondary Assessment		

TOTAL FUNDING: \$11,703

Example High School Students



Student 5

Characteristic	Eligible?	Value
Base	✓	\$6,860
Economically Disadvantaged	✗	Base x 25%
Concentration of Poverty	✓	Base x 5%
Sparse		
Small		
Unique Learning Need	✗	Base x 40%
K – 3 rd Grade Student		
4 th Grade Tutoring		
CCTE	✗	\$6,000
Post-Secondary Assessment	✓	\$185

TOTAL FUNDING: \$17,847



Student 6

Characteristic	Eligible?	Value
Base	✗	\$6,860
Economically Disadvantaged		
Concentration of Poverty		
Sparse	✗	Base x 5%
Small		
Unique Learning Need		
K – 3 rd Grade Student		
4 th Grade Tutoring		
CCTE	✗	\$4,000
Post-Secondary Assessment	✗	\$185

TOTAL FUNDING: \$11,388



TISA Guide

- By July 1 each year, the department shall create and publish a TISA guide outlining the department's procedures for administering the TISA.
- At a minimum, the guide must:
 - Identify the data that the department must receive from each LEA for purposes of administering the TISA
 - Explain how and when the data identified must be submitted
 - Explain how an LEA may dispute an alleged error in an allocation
 - State that the comptroller shall not approve a local government budget that fails to include the local contribution; and
 - Identify each LEA that qualifies as a sparse district or a small district.



Questions?

